

MOTION SYSTEM QS-210



400mm/s

MAXIMUM VELOCITY

60mm

ACTUATOR STROKE

0.6G

MAXIMUM ACCELERATION



3DOF

ARCHITECTURE

<8ms

LATENCY







0-100Hz

VIBRATIONS FREQUENCY RANGE

MOTION PLATFORM QS-210

The QS-210 3DoF motion set is designed as a more compact iteration of the Qubic System QS-220 industrial-grade linear actuators. This 3DoF motion set is linear, efficient, easy to connect, and requires no maintenance. The motion system shares the same features as the linear actuators utilized in Qubic System motion cockpits, particularly the attributes of low latency time and real-time vibrations. Tailored for dedicated sim racers and drivers, the QS-210 motion system boasts additional sets of brackets that enable racers to install actuators in the most popular aluminium profile based cockpits available on the global market.

KEY FEATURES

 <p>Real-Time vibrations</p> <p>Generate precise real-time vibrations up to 100 Hz</p>	 <p>Compact design</p> <p>Small footprint and lightweight body</p>	 <p>Plug&Play</p> <p>Ready to work in a few minutes</p>
 <p>Wide range of motion</p> <p>Linear actuators with stroke up to 60 mm</p>	 <p>Super silent</p> <p>Extremely quiet and smooth operation</p>	 <p>Low power consumption</p> <p>High performance devices with minimal power budget</p>

GENERAL SPECIFICATION

	PERFORMANCE MODE 115 / 230V	HEAVY DUTY MODE 115 / 230V
MAXIMUM VELOCITY	400 mm/s	300 mm/s
MAXIMUM ACCELERATION	LIMITED TO 0.6G*	LIMITED TO 0.4G*
MAXIMUM PAYLOAD IN 3DOF**	200 kg	250 kg
* value of acceleration is limited for safety reasons. ** configuration of 2 x QS-210.		
ARCHITECTURE	3 DOF	
ACTUATOR STROKE	60 mm 2.36 in	
MAXIMUM CONTROL FREQUENCY	1000 Hz	
VIBRATIONS FREQUENCY RANGE	0-100 Hz	
LATENCY	< 8 ms	
PRODUCT WEIGHT	30 kg 66 lb	
	QS-L5 ACTUATOR	QS-SB2 POWER CABINET
TOTAL LENGTH	106 mm 4.17 in	355 mm 15.16 in
TOTAL WIDTH	92 mm 3.62 in	300 mm 11.81 in
TOTAL HEIGHT	457-517 mm 18-20.35 in	92 mm 3.62 in
CABLE LENGTH (QS-L5 actuator - QS-SB2 Power cabinet)	1150 mm 45,2 in	
POWER SUPPLY REQUIREMENTS	115 / 230 VAC Single Phase	
CONNECTION	USB	
CONFORMITY INFORMATION		

POWER REQUIREMENTS IN 3DOF CONFIGURATION (2 x QS-210)

	PERFORMANCE MODE 110 / 230V	HEAVY DUTY MODE 110 / 230V
AVERAGE POWER [kVA]	1 / 0.8	0.9 / 0.8
PEAK POWER [kVA]	1.8 / 1.7	1.7 / 1.6
PEAK CURRENT [A]	17 / 8	16 / 9
AVERAGE POWER (STRESS TEST) [kW]	0.5 / 0.3	0.4 / 0.3
AVERAGE POWER (TYPICAL GAME) [kW]	0.1 / 0.1	0.2 / 0.2

QS-210 **3DOF MOTION SET**

QS-L5	4 pcs of linear actuators with stabilization plates
QS-Brackets	8 pcs of brackets for QS-L5 actuators
QS-SB2	2 pcs of power cabinet (control module)
QS-SBML-2	1 pcs of motion lock cable (up-link/down-link) - 2 meters long
Power cable	1 pcs of 1.8 m long cable for EU market / or 1 pcs of 2 m long cable for USA market

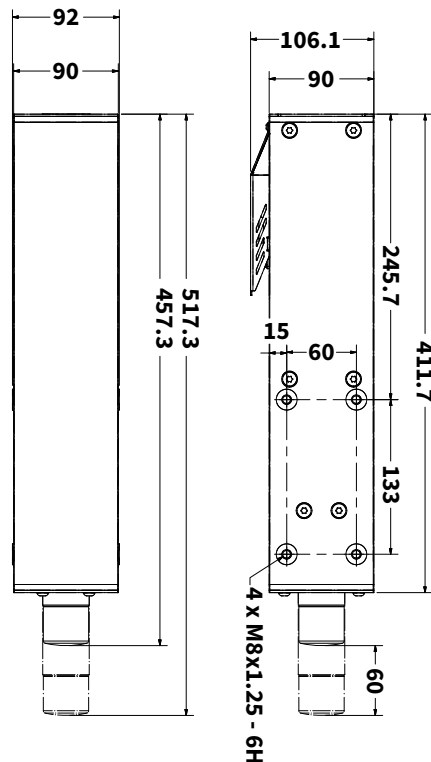
QS-MC6 **MOTION CONTROLLER SET**

M10	1 pcs of USB controller
QS-SBML-1	1 pcs of motion lock with additional 2 m long cable
QS-MBT-1	1 pcs of M-BUS terminator
USB cable	1 pcs of 0.5 m long cable (USB micro B)
CAT.5E patch cord cable	1 pcs of 2 m long cable

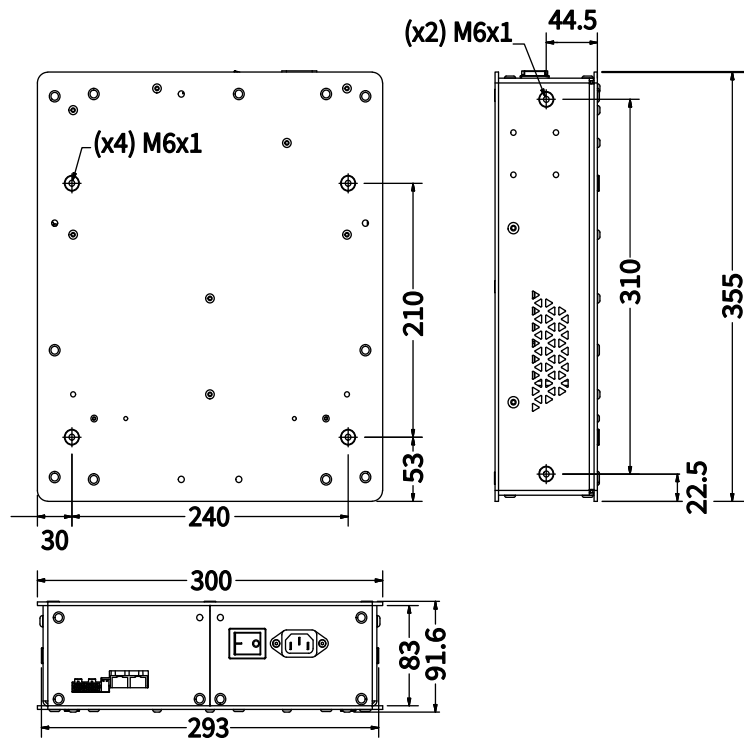
OUR **SOFTWARE**

Qubic Manager (free-of-charge license included) | Motion SDK - ForceSeatDI | Motions SDK - ForceSeatMI | Motion Theater

QS-L5 ACTUATOR **GENERAL DIMENSIONS**



QS-SB2 POWER CABINET **GENERAL DIMENSIONS**



QS-BRACKETS **GENERAL DIMENSIONS**

